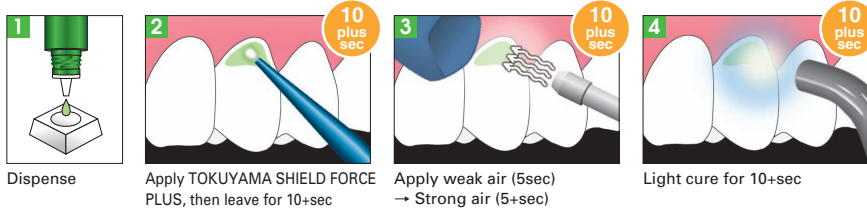


5256871006

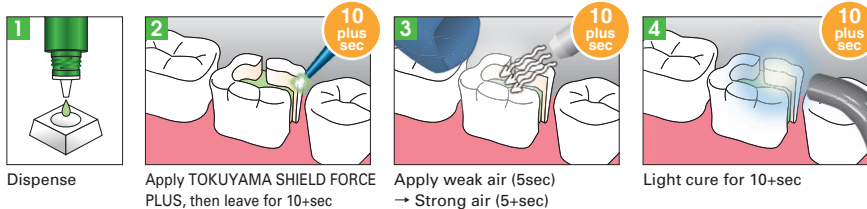
## Clinical Procedure Guide for TOKUYAMA SHIELD FORCE PLUS

- Read instruction before operation.
- Vor der Anwendung die Gebrauchsanweisung lesen.
- Leggere le istruzioni prima dell'uso.
- Veuillez vous référer au mode d'emploi avant utilisation.
- Lea las instrucciones antes del uso.
- Lees de aanwijzingen voor gebruik.

### Treatment of dentinal hypersensitivity / Coating of exposed cervical dentin



### Sealing of prepared tooth to alleviate / prevent tooth sensitivity (Direct Restorations)

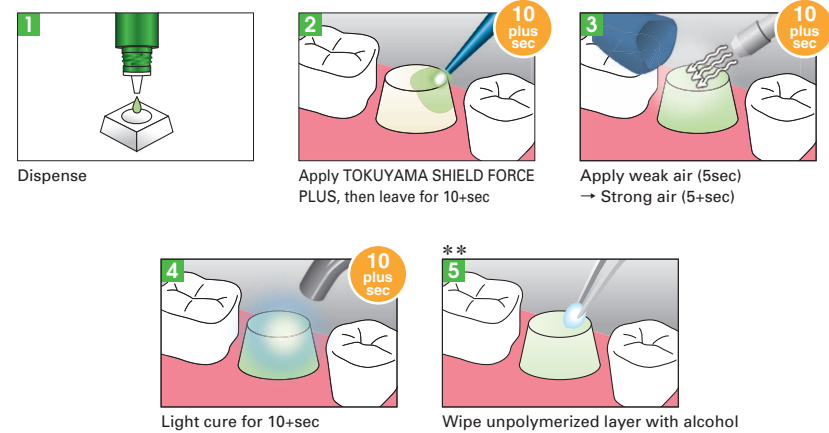


\* If using a total etch adhesive system, **etchant must be applied "AFTER" TOKUYAMA SHIELD FORCE PLUS procedure.**

## TOKUYAMA SHIELD FORCE PLUS



### Sealing of prepared tooth to alleviate / prevent tooth sensitivity (Indirect Restorations)



\*\* BEFORE taking impression, it is essential to wipe dentin surface with alcohol, removing unpolymerized layer of TOKUYAMA SHIELD FORCE PLUS that could prevent an accurate impression.

\*\*\* Do NOT use temporary resin-based material, it may adhere to the cured TOKUYAMA SHIELD FORCE PLUS. The use of water-based cement would be recommended for temporary cementing, and temporary stopping would be recommended for temporary filling.